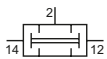


**Technical details**

<b>Temperature range</b>	-10°C ... +70°C
<b>Medium</b>	Filtered, oil-free and dried compressed air according to ISO 8573-1:2010, Class 7:2:4, instrument air, free of aggressive additives. Alternatively the pressure dew point must be at least 10°C below lowest occurring ambient temperature.
<b>Materials</b>	Body: Al (anodized), seals: NBR, inner parts: stainless steel and brass

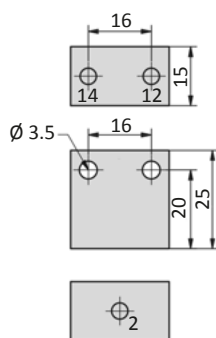
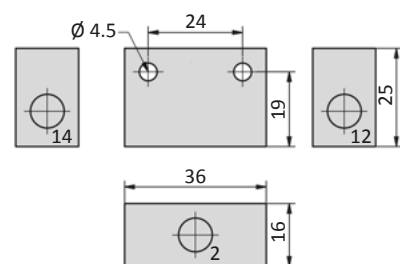


Output signal at port 2 is present if both inlets 12 and 14 are pressurized.  
If both pressures are different (min. 0.2 bar), the lower pressure is switched to 2.

**AND valves**

 AN-xx  
AND valve

**Technical data**

Model-no.:	AN-25	AN-18
Connection	M5	G1/8
Nominal size (mm)	3.2	4
Operating pressure (bar)	-0.95 ... 10	-0.95 ... 10
Min. difference (bar)	0.2	0.2
Flow rate (NI/min)	160	280
Weight (kg)	0.026	0.038

**Dimensions**
**AN-25**

**AN-18**


12, 14 = signal input  
2 = signal output